



0800 VANDA NZ
(0800 826 326)
Sales@vanda.co.nz
www.vanda.co.nz



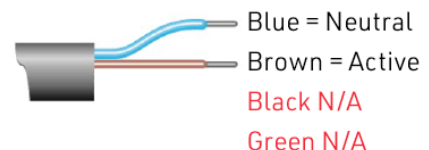
Somfy Sonesse 40
6/20 Zigbee
230V AC



| Specification | Details |
|---------------------------|-----------------------------------|
| Item Number/Code | VA.SMFY.2060 #1246315 |
| Head Colour | Black/Grey |
| Motor Length | 535mm |
| Minimum Blind Width | 610mm |
| Maximum Linked Blind Size | 25.2 m ² |
| Lifting Capacity | 18 kg |
| Nominal Torque | 6.0 Nm |
| Nominal Speed | 20 RPM |
| Limit Switch Type | Electronic & Bi-Directional Radio |
| Index Protection Rating | IP 30 (for indoor use only) |
| Sound Level | 45 dBa (at nominal speed) |
| Power Supply | 230V |
| Power Consumption | 120W |
| Thermal Time | 4 Minutes |
| Control Options | RF Remote, TaHoma Switch |

Somfy Zigbee Sonesse 40 RTS Motor (Radio Technology Somfy) wiring:


- Use 2 of 4 core Universal (#9015792/805/806 – 2.3/5/10M) Molex (NO EARTH)



Sonesse 40 Zigbee

240V AC Zigbee

A smart, bi-directional, quiet, 40mm AC wired motor dedicated to a wide range of interior window coverings.



PRODUCTS MAIN FUNCTIONALITIES



Zigbee 3.0
Bi-directional feedback through TaHoma by Somfy app



Zigbee mesh network repeater



Position feedback



Designed for Whisper quiet operation



Powerful range of lifting capacities (3, 6 & 9Nm)



Simple, quick and error free comissioning through TaHoma Pro



'my' favourite position



Tilting function

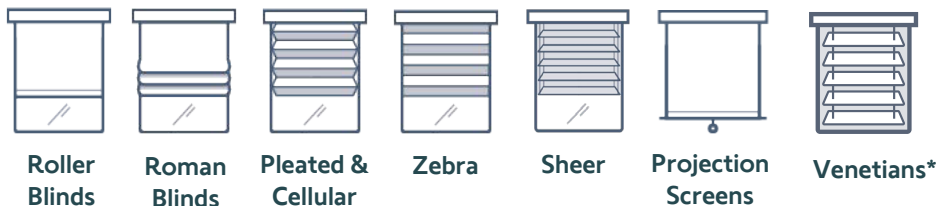


Openness of the Zigbee Protocol



Compatible with TaHoma switch

COMPATIBLE END PRODUCTS



Sonesse 40 Zigbee
240V AC Zigbee

BENEFITS FOR PROFESSIONALS

Convenience:

- Compatible with a wide range of interior window coverings.

Easy Installation:

- Seamless integration to match any décor:
 - 8mm motor head thickness for reduced light gap.
 - Recessed integrated motor head plate dependent on the bracket system.
- Available with either 3m open cable or with inline connector (for ease of pre-wiring).

Easy programming and adjustment with TaHoma® pro:

- Installation and programming performed directly from the app: including intuitive step-by-step programming instructions.
- LED feedback for easy troubleshooting and installation.
- Acts as a Zigbee® mesh network router to extend radio range.
- Dedicated after sales and remote maintenance tool, Serv-e-Go

Reliability:

- Highly secure protocol
- Somfy Quality and Warranty

TECHNICAL DATA

| | |
|----------------------------------|----------------------------|
| Thermal Time | 4 Minutes |
| Voltage / Supply | 230 / 50Hz [AC] |
| Index Protection Rating | IP30 (for indoor use only) |
| Limit Switch Type | Electronic |
| Temperature Working Range | 0°C to 60°C |
| Temperature storage Range | -20°C to 75°C |
| Limit switch capacity | 250 turns |
| Insulation Class | Class II |

Antenna

17.5cm wire length. Must not be cut or lengthened. For greatest RF range, it must not be exposed and should not come in to contact with metal surfaces. RF wire may need to be repositioned for optimal performance. Must not be coiled.

BENEFITS FOR END USERS

Robust and easy:

- Bi-directional feedback (know the motors position and battery level) anytime, anywhere.
- Interchangeable motor covers [White, Black & Grey] to compliment fabric & decor.
- Hard wired, maintenance-free solution.

Convenient and smart:

- Superior whisper quiet performance.
- Precision percentage blind control with TaHoma switch.
- Compatible with TaHoma switch & Apple Home kit.
- Compatible with other Zigbee 3.0 brands thanks to TaHoma switch
- Easily control shades with the TaHoma® app
- Get real time feedback on shade positioning via a smartphone or tablet
- Hard-wired, maintenance-free solution

PERFORMANCE

| | | | |
|---|---------|---------|---------|
| Nominal Torque (Nm) | 3 | 6 | 9 |
| Speed (rpm) | 30 | 20 | 12 |
| Rated Current (A) | 0.42 | 0.53 | 0.53 |
| Sound (dBA)** | 42 | 45 | 40 |
| Radio Frequency | 2.4GHz | | |
| Item Number [3M Open Cable] | 1245914 | 1245915 | 1245916 |
| Item Number [in-line connector]* | 1246314 | 1246315 | 1246316 |

*An in-line connector cable must be installed by a qualified electrician in accordance with industry standard AS/NZS3000. You must turn off power to this cable before you connect or disconnect this motor. Power may only be supplied to this cable once male & female connectors are correctly coupled. Failure to do so could compromise personal safety. In-line connector for indoor use only. When installing the in-line connector to comply with AS/NZS 60335:1:2020 you must order & use an in-line connector housing ref.9015865. Installation/use of an exposed in-line connector is a safety risk.

**Sound (dBA) is measured according to standards ISO3741. Average typical value at nominal torque Between Up and Down direction at nominal torque on test bench. Room temperature (25°C)

somfy.